




CENTRAL BANK OF THE GAMBIA YOUR NEW BANKNOTES

A NEW FAMILY OF BANKNOTES IS HERE AND IT IS IMPORTANT TO KNOW WHAT TO LOOK FOR TO CHECK THAT THE NOTES ARE GENUINE. THIS IS WHAT THE NOTES LOOK LIKE AND HERE ARE SOME OF THE SECURITY FEATURES TO LOOK OUT FOR




GET TO KNOW YOUR NEW BANKNOTES

FEEL:



LOOK:



TILT:



1 The new banknotes have the characteristic raised print of genuine currency. This can be felt by running your finger over areas of print such as the title 'Central Bank of The Gambia' and the note value.

2 When you hold the note up to the light, you will see the watermark in the clear area at the left of the note. The image of a crocodile can be seen from both sides of the note, together with a lighter area showing the value of the note and a stylised palm tree.

3 There is also a security thread in each note. There are different sorts of thread: on the 5 and 10, the thread is completely embedded in the paper so you only see it as a solid line with small words reading 'The Gambia' in the thread when you hold the note up to the light. In the other values (20, 50, 100 and 200), when you look at the note in normal light, the thread is green/red and comes to the surface of the note at intervals. When you hold these notes up to the light, you will see that there are patterns and the note value in the thread.

4 As mentioned above, the security threads in the 20, 50, 100 and 200 change colour green to red as you tilt the note.



5 There is a stripe of iridescent ink that appears on each note showing the value of the note. As you move the note around, you will be able to see this ink and read the note value.

6 There is a very bright hologram on the 200 showing images of His Excellency The President, the number 200 and a bird. As you move the note around, you will be able to see that the bird appears to move behind the image of His Excellency and that there is a wide range of colours in the hologram.


IF IN DOUBT, ALWAYS COMPARE THE BANKNOTE WITH ONE THAT YOU KNOW IS GENUINE.

THE EXISTING BANKNOTES WILL CONTINUE TO BE LEGAL TENDER UNTIL FULLY WITHDRAWN OVERTIME



CENTRAL BANK OF THE GAMBIA YOUR NEW BANKNOTES

A NEW FAMILY OF BANKNOTES IS HERE AND IT IS IMPORTANT TO KNOW WHAT TO LOOK FOR TO CHECK THAT THE NOTES ARE GENUINE. THIS IS WHAT THE NOTES LOOK LIKE AND HERE ARE SOME OF THE SECURITY FEATURES TO LOOK OUT FOR



GET TO KNOW YOUR NEW BANKNOTES

FEEL:



LOOK:



TILT:



1 The new banknotes have the characteristic raised print of genuine currency. This can be felt by running your finger over areas of print such as the title 'Central Bank of The Gambia' and the note value.

2 When you hold the note up to the light, you will see the watermark in the clear area at the left of the note. The image of a crocodile can be seen from both sides of the note, together with a lighter area showing the value of the note and a stylised palm tree.

3 There is also a security thread in each note. There are different sorts of thread: on the 5 and 10, the thread is completely embedded in the paper so you only see it as a solid line with small words reading 'The Gambia' in the thread when you hold the note up to the light. In the other values (20, 50, 100 and 200), when you look at the note in normal light, the thread is green/red and comes to the surface of the note at intervals. When you hold these notes up to the light, you will see that there are patterns and the note value in the thread.

4 As mentioned above, the security threads in the 20, 50, 100 and 200 change colour green to red as you tilt the note.



5 There is a stripe of iridescent ink that appears on each note showing the value of the note. As you move the note around, you will be able to see this ink and read the note value.

6 There is a very bright hologram on the 200 showing images of His Excellency The President, the number 200 and a bird. As you move the note around, you will be able to see that the bird appears to move behind the image of His Excellency and that there is a wide range of colours in the hologram.

IF IN DOUBT, ALWAYS COMPARE THE BANKNOTE WITH ONE THAT YOU KNOW IS GENUINE.

THE EXISTING BANKNOTES WILL CONTINUE TO BE LEGAL TENDER UNTIL FULLY WITHDRAWN OVERTIME